



# **CREATING ASSESSMENT USING HOT POTATOES**

**Nisha Singh**  
**Centre for Online Education**  
**IGNOU**

# ASSESSMENT

Nothing that we do to, or for, our students is more important than our **assessment of their work** and the feedback we give them on it. The results of our **assessment influence our students for the rest of their lives and careers** – fine if we get it right, but unthinkable if we get it wrong.'

# QUALITIES OF GOOD ASSESSMENT

- Aligning assessment with objectives
- Well defined criteria and standards
- Authentic and holistic tasks
- Promote self-direction
- Sufficient and timely formative feedback
- Reliable and valid

# TYPES OF ASSESSMENT

- Formative Assessment
- Summative Assessment

***“When the cook tastes the soup, that’s formative assessment; when the customer tastes the soup, that’s summative assessment.”***

Paul Black





# USE OF TECHNOLOGY IN ASSESSMENT

- Consistent, accurate results
- Immediate feedback
- Innovative approaches based around use of creative media and online peer and self-assessment
- Choice in the timing and location
- Capture of wider skills and attributes
- Efficient submission, marking, moderation and data storage processes

# How to Create Assessment ?



**Hot Potatoes**

# HOT POTATOES

- Hot Potatoes suite includes six applications
- create interactive multiple-choice, short-answer, jumbled-sentence, crossword, matching/ordering and gap-fill exercises
- created by the Research and Development team at the University of Victoria Humanities Computing and Media Centre

# HOT POTATOES: HOME PAGE

The screenshot shows a web browser window with the title "Hot Potatoes Home Page". The address bar shows "hotpot.uvic.ca". The page content is organized into three main sections: "News - 2020-04-16", "What is Hot Potatoes?", and "Downloads".

**News - 2020-04-16**

- A minor update to Hot Potatoes (version 7.0.3.0) has been released. This removes references to the HTML non-breaking-space entity which is no longer defined in HTML5.
- Agnès Simonet has released new versions of her excellent Hot Potatoes add-ons, along with those originally written by Michael Rottmeier, for version 7 of Hot Potatoes. You can find them at <http://hpaddons.free.fr/>.
- Hot Potatoes 7 was first released in 2019. You should be able to install and use it alongside version 6.3 if you would like to keep using both versions. The source files are not compatible, though, so if you have custom source files for version 6, you will need to rewrite them for version 7. We are now working on an updated version of [Quandary](#), which is available for pre-testing.

**What is Hot Potatoes?**

The *Hot Potatoes* suite includes six applications, enabling you to create interactive multiple-choice, short-answer, jumbled-sentence, crossword, matching/ordering and gap-fill exercises for the World Wide Web. Hot Potatoes is freeware, and you may use it for any purpose or project you like. It is not open-source. The Java version provides all the features found in the windows version 6, except that you can't export a SCORM object from Java Hot Potatoes.

**Downloads**

Download Hot Potatoes for Windows from here:

- [Hot Potatoes 7.0 installer](#) (Hot Potatoes version 7.0.3.0 for Windows 98/ME/NT4/2000/XP/Vista/7/8/8.1/10 as well as Linux under Wine).

The older version 6.3.0.5 is also [available for download](#).

Download Java Hot Potatoes:

The Windows taskbar at the bottom shows two active windows: "setup\_hotpot\_630...exe" and "setup\_hotpot\_630...exe". The system clock indicates the time is 1:10 PM on 5/28/2020.



 Half-Baked Software's Hot Potatoes

File Potatoes Options Help



**Hot Potatoes™**  
From Half-Baked Software Inc



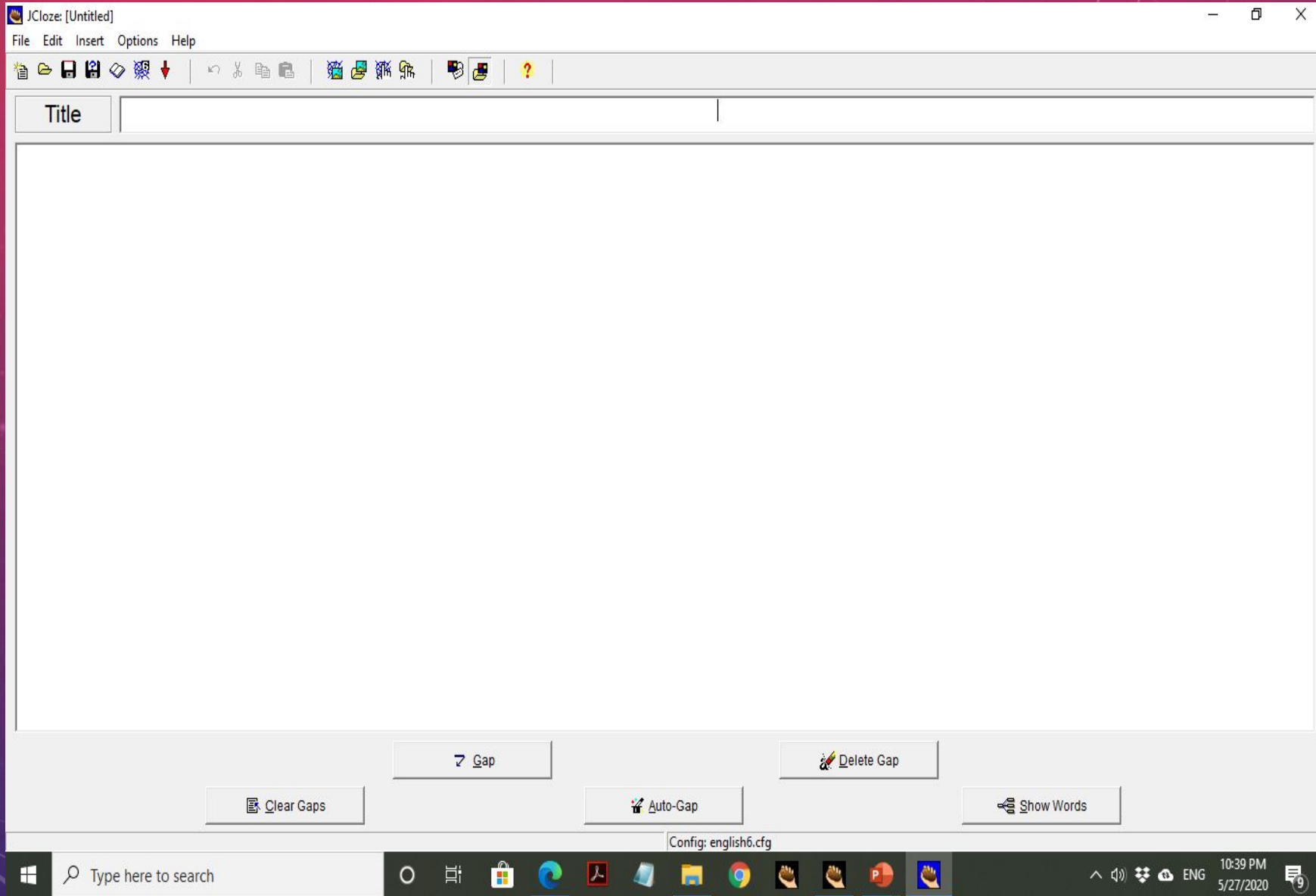


# JCloze

One of Many Hot Potatoes™



From Half-Baked Software





Title

Class -VI Social Science -History-Our Past-I

</img>

Buddha attained enlightenment in Bodh Gaya under peepal tree. The Buddha taught in the language of the ordinary people, Prakrit, so that everybody could understand his message.

Text of the gapfill exercise

Gap

Delete Gap

Clear Gaps

Auto-Gap

Show Words

Config: english6.cfg



JCloze: C:\Users\Nisha-Dell\Desktop\NCERT\FIB-History.jcl

File Edit Insert Options Help

Title

Class -VI Social Science -History-Our Past-I

</img>

Buddha attained enlightenment in Bodh Gaya under peepal tree. Buddha

it everybody could understand his message.

Gapped word alternatives

Gap #

1

Word

peepal

Clue

Alternative correct answers

1

2

3

OK

Help

Close this window and return to the text

Gap

Delete Gap

Clear Gaps

Auto-Gap

Show Words

Config: english6.cfg

Type here to search

ENG 10:24 AM 5/28/2020

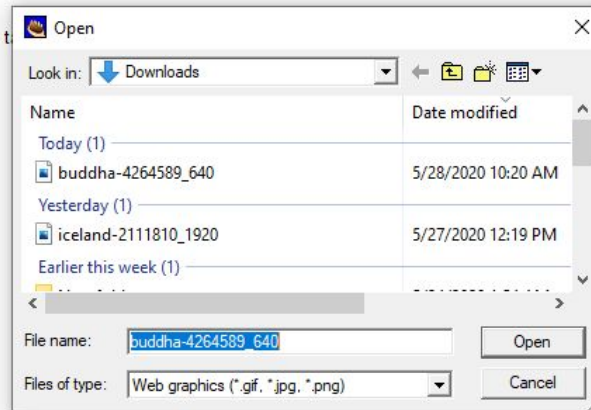


Title

## Class -VI Social Science -History-Our Past-I

Buddha attained enlightenment in Bodh Gaya under peepal tree. The Buddha t

ould understand his message.



Gap

Delete Gap

Clear Gaps

Auto-Gap

Show Words

Config: english6.cfg



Title

Class -VI Social Science -History-Our Past-I

Buddha attained enlightenment in Bodh Gaya under peepal tree. The B

understand his message.



Gap

Delete Gap

Clear Gaps

Auto-Gap

Show Words

Config: english6.cfg

Index =>

## Class -VI Social Science -History-Our Past-I

### Gap-fill exercise

Fill in all the gaps, then press "Check" to check your answers. Use the "Hint" button to get a free letter if an answer is giving you trouble. You can also click on the "[?]" button to get a clue. Note that you will lose points if you ask for hints or clues!



Buddha attained enlightenment in Bodh Gaya under  tree. Buddha taught in the  language which was the language of the ordinary people, so that everybody could understand his message.

Check Hint

Index =>

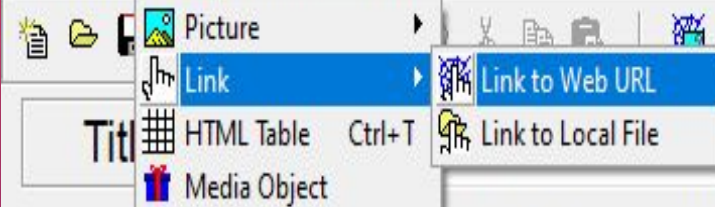
buddha-4264589\_...jpg buddha-4264589\_...jpg

Show all X



JCloze: C:\Users\Nisha-Dell\Desktop\NCERT\FIB-History.jcl

File Edit Insert Options Help



Class -VI Social Science -History-Ou



Read the following chapter and fill in the gaps<a style="cursor: pointer; text-decoration: underline;" onclick="window.open('http://ncert.nic.in/textbooks/index.jsp?part=social\_science/socsci6\_1.htm')">Chapter 1: The Rise of Buddhism and Jainism</a>

Buddha attained enlightenment in Bodh Gaya under peepal tree. Buddha taught in the Prakrit language which was the language of the ordinary people.



# राष्ट्रीय शैक्षिक अनुसंधान और प्रशिक्षण परिषद् NATIONAL COUNCIL OF EDUCATIONAL RESEARCH AND TRAINING

NCERT Home

..Select Class.. ..Select Subject.. ..Select Book Title... Go

## History-Our Past I

Prelims	(Open)
Guide for using QR Code	(Open)
Chapter 1	(Open)
Chapter 2	(Open)
Chapter 3	(Open)
Chapter 4	(Open)
Chapter 5	(Open)

## CHAPTER 6 NEW QUESTIONS AND IDEAS



### Anagha's school trip

This was the first time Anagha was going on a school trip. They boarded the train from Pune (in Maharashtra) late at night, to go all the way to Varanasi (in Uttar Pradesh). Her mother, who came to see her off at the



Show all



Type here to search



ENG

10:49 AM  
5/28/2020



**Class -VI Social Science -History-Our Past-I**

### Gap-fill exercise

Fill in all the gaps, then press "Check" to check your answers. Use the "Hint" button to get a free letter if an answer is giving you trouble. You can also click on the "[?]" button to get a clue. Note that you will lose points if you ask for hints or clues!



Read the following chapter and fill in the gaps [New question and ideas](#)

Buddha attained enlightenment in Bodhi Gaya under  tree. Buddha taught in the  language which was the language of the ordinary people, so that everybody could understand his message.

Check | Hint

Hint



Title

Go to the configuration screen to set preferences for the Webpage output **ast-I**

</img>

Read the following chapter and fill in the gaps<a style="cursor: pointer; text-decoration: underline;" onclick="window.open('http://ncert.nic.in/textbook/textbook.htm?fess1=6-11');return false;">New question and ideas</a>

Buddha attained enlightenment in Bodh Gaya under peepal tree. Buddha taught in the Prakrit language which was the language of the ordinary people, so that everybody could understand his message.

Gap

Delete Gap

Clear Gaps

Auto-Gap

Show Words

Config: english6.cfg





Title

## Class -VI Social Science -History-Our Past-I



Read the following chapter and fill in the gaps<a style="cursor: pointer;" data-bbox="245 275 265 290"/>

Buddha attained enlightenment in Bodh Gaya under peepal tree.

Configuration file: C:\Program Files (x86)\HotPotatoes6\english6.cfg

Undo Insert

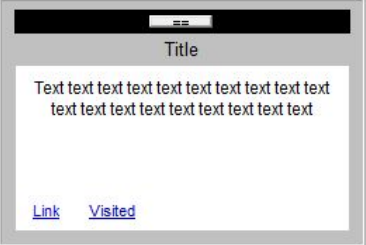
Titles/Instructions Prompts/Feedback Buttons Appearance Timer Other Custom CGI

Background graphic URL:  [Browse...](#)

Output font face:

Output font size:

Preview



Navigation bar colour:  [Colors](#)

Page background colour:  [Colors](#)

Title colour:  [Colors](#)

Exercise background colour:  [Colors](#)

Link colour:  [Colors](#)

Visited link colour:  [Colors](#)

Text colour:  [Colors](#)

[Load](#) [Save](#) [Save As](#) [OK](#) [Help](#)

...-11');return false; ">New question and ideas</a>

... could understand his message.

Gap

Delete Gap

Clear Gaps

Auto-Gap

Show Words

## Class-VI Social Science -History-Our Past-I

### Gap-fill exercise

Fill in all the gaps, then press "Check" to check your answers. Use the "Hint" button to get a free letter if an answer is giving you trouble. You can also click on the "[?]" button to get a clue. Note that you will lose points if you ask for hints or clues!



Read the following chapter and fill in the gaps [New question and ideas](#)

Buddha attained enlightenment in Bodh Gaya under  tree. Buddha taught in the  language which was the language of the ordinary people, so that everybody could understand his message.

Check

Hint

Index >

buddha-4264589\_...jpg

buddha-4264589\_...jpg

Show all



One of Many Hot Potatoes™





















































From Half-Baked Software



JQuiz: [Untitled]

FileEditInsertManage QuestionsOptionsHelp



Title

Class -VI Social Science -History-Our Past-I

Q1

The grammer of Sanskrit was prepared by

Multiple-choice

Answers

Feedback

Settings

A

Aryabhat

☐ Correct

B

Panini

☒ Correct

Accept this answer as correct.

C

15th August, 1947

☐ Correct

D

26th January, 1947

☐ Correct



JQuiz: [Untitled]

File

















Edit

Insert

Manage Questions

Options

Help



Title

Class -VI Social Science -History-Our Past-I

Q3

Ashram was considered as a stage of life. Four ashramaswhcih were recognised

Multiple-choice

Answers

A

brahmacharya, grihastha, vanaprastha and samnyasa.

B

bachpan, yuvawastha budhapa and mrityu

C

balyakal, yuva vridhavastha and samnyasa.

D

brahmacharya, grihastha, vridhavastha | and samnyasa.

Feedback

Correct

Correct


Correct

Correct

Settings

Config: english6.cfg

Type here to search



ENG

11:18 AM

5/28/2020

JQuiz: [Untitled]

File Edit Insert Manage Questions Options Help

Class -VI Social Science -History-Our Past-I

Q3 Ashram was considered as a stage of life. Four ashramaswhcih were recognised Multiple-choice

**Answers**

**A** brahmacharya, grihastha, vanaprastha and samnyasa.

**B** bachpan, yuvawastha budhapa and mrityu

**C** balyakal, yuva vridhavastha and samnyasa.

**D** brahmacharya, grihastha, vridhavastha and samnyasa.

**Settings**

☐ Correct

☐ Correct

☐ Correct

☐ Correct

**Save As**

Save in: NCERT

Name Date modified

No items match your search.

File name: quizncert

Save as type: JQuiz files (\*.jqz)

Save Cancel Help

Config: english6.cfg

Type here to search

11:19 AM 5/28/2020



Title	Class -VI Social Science -History-Our Past-I	
Q3	Ashram was considered as a stage of life. Four ashramaswhcih were recognised	Multiple-choice

	Answers
A	brahmacharya, grihastha, vanaprastha and samnyasa.
B	bachpan, yuvawastha budhapa and mrityu
C	balyakal, yuva vridhavastha and samnyasa.
D	brahmacharya, grihastha, vridhavastha and samnyasa.

		Settings
		<input checked="" type="checkbox"/> Correct
		<input type="checkbox"/> Correct
		<input type="checkbox"/> Correct
		<input type="checkbox"/> Correct

**View or upload the exercise**

The following file(s) have been created:  
C:\Users\Nisha-Dell\Desktop\NCERT\quizncert.htm

What would you like to do?

View the exercise in my browser

Upload the file to the hotpotatoes.net Website

Nothing

Help

Index =>

## Class -VI Social Science -History-Our Past-I

### Quiz

Show all questions

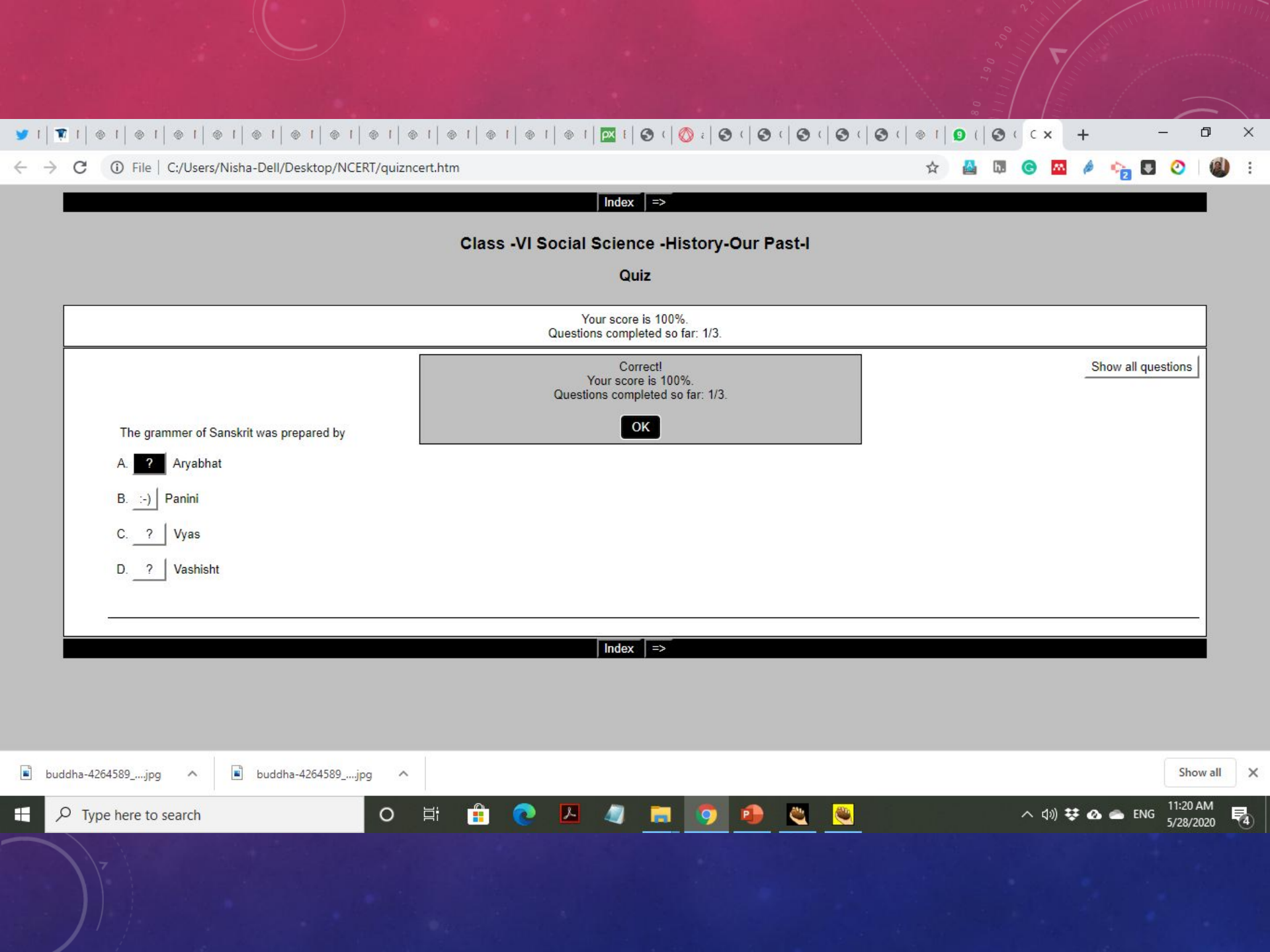
1 / 3 =>

The grammer of Sanskrit was prepared by

- A. ? Aryabhat
- B. ? Panini
- C. ? Vyas
- D. ? Vashisht

Index =>





Index =>

## Class -VI Social Science -History-Our Past-I

### Quiz

Your score is 100%.  
Questions completed so far: 1/3.

Correct!  
Your score is 100%.  
Questions completed so far: 1/3.

OK

[Show all questions](#)

The grammer of Sanskrit was prepared by

- A. ? Aryabhat
- B. :-| Panini
- C. ? Vyas
- D. ? Vashisht

Index =>

Show all

X

Type here to search

11:20 AM  
5/28/2020

# JMATCH



**JMatch**

One of Many Hot Potatoes™



From Half-Baked Software





Title

Class -VI Social Science -History-Our Past-I

Left (ordered) items

Right (jumbled) items

Fix

1

Grammer rules

Enter item that will NOT be jumbled in here

Panini

2

First Sermon

Samath

3

Shankaracharya

Upanishads

4

Siddharth

Gautam

5

Sangha rules

Vinaya Pitaka.

Default:

choose

Config: english6.cfg



Type here to search




2:41 PM

5/28/2020







Title

## Class -VI Social Science -History-Our Past-I

Left (ordered) items

Right (jumbled) items

Fix

3

Shankaracharya

4

Siddharth

5

Sangha rules

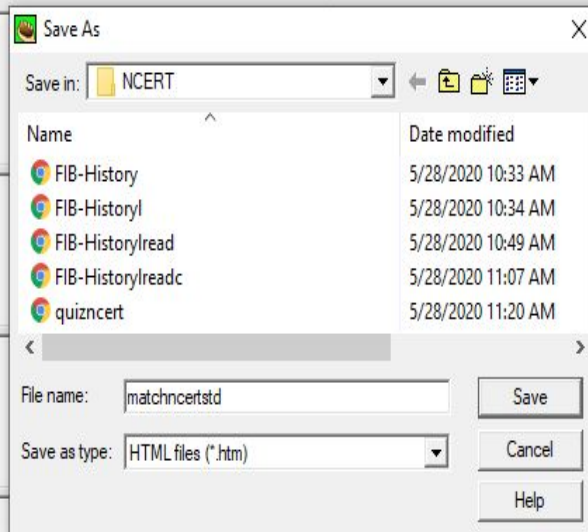
6

7

Mahavir

choose

Default:





Title

Class -VI Social Science -History-Our Past-I

Left (ordered) items

Right (jumbled) items

Fix

Shankaracharya

Upanishads

3

Siddharth

4

Sangha rules

5

6

7

Manavir

choose

Default:

View or upload the exercise

The following file(s) have been created:  
C:\Users\Nisha-Dell\Desktop\NCERT\matchncertstd.htm

What would you like to do?

View the exercise in my browser

Upload the file to the hotpotatoes.net Website

Nothing

Help

Config: english6.cfg

**Class -VI Social Science -History-Our Past-I**

### Matching exercise

Match the items on the right to the items on the left.

Check

Grammer rules choose 

First Sermon choose

Shankaracharya

Siddharth choose

Sangha rules choose

Check

## Class -VI Social Science -History-Our Past-I

### Matching exercise

Match the items on the right to the items on the left.

Check

- |                |                |
|----------------|----------------|
| Grammer rules  | choose         |
| First Sermon   | choose         |
| Shankaracharya | Upanishads     |
| Siddharth      | Sarnath        |
| Sangha rules   | Mahavir        |
|                | Gautam         |
|                | Vinaya Pitaka. |
|                | Panini         |
|                | Niyam Pitaka   |

Check

Index =>



Index=>

Class -VI Social Science -History-Our Past-I

Matching exercise

Match the items on the right to the items on the left.

Check

Your score is 0%.

Sorry! Try again. Incorrect matches have been removed.

OK

Shankaracharya

choose

X

Siddharth

choose

X

Sangha rules

choose

X

Check

Index=>

buddha-4264589\_...jpg

buddha-4264589\_...jpg

Show all

Type here to search

ENG

11:51 AM

5/28/2020

**Class -VI Social Science -History-Our Past-I**

### Matching exercise

Match the items on the right to the items on the left.

Check

Grammer rules Panini ▼ X

First Sermon Upanishads ▼ X

Shankaracharya  X

Siddharth

Sangha rules  X

Check

Index =>

## Class -VI Social Science -History-Our Past-I

### Matching exercise

Your score is 80%.  
Correct! Well done.

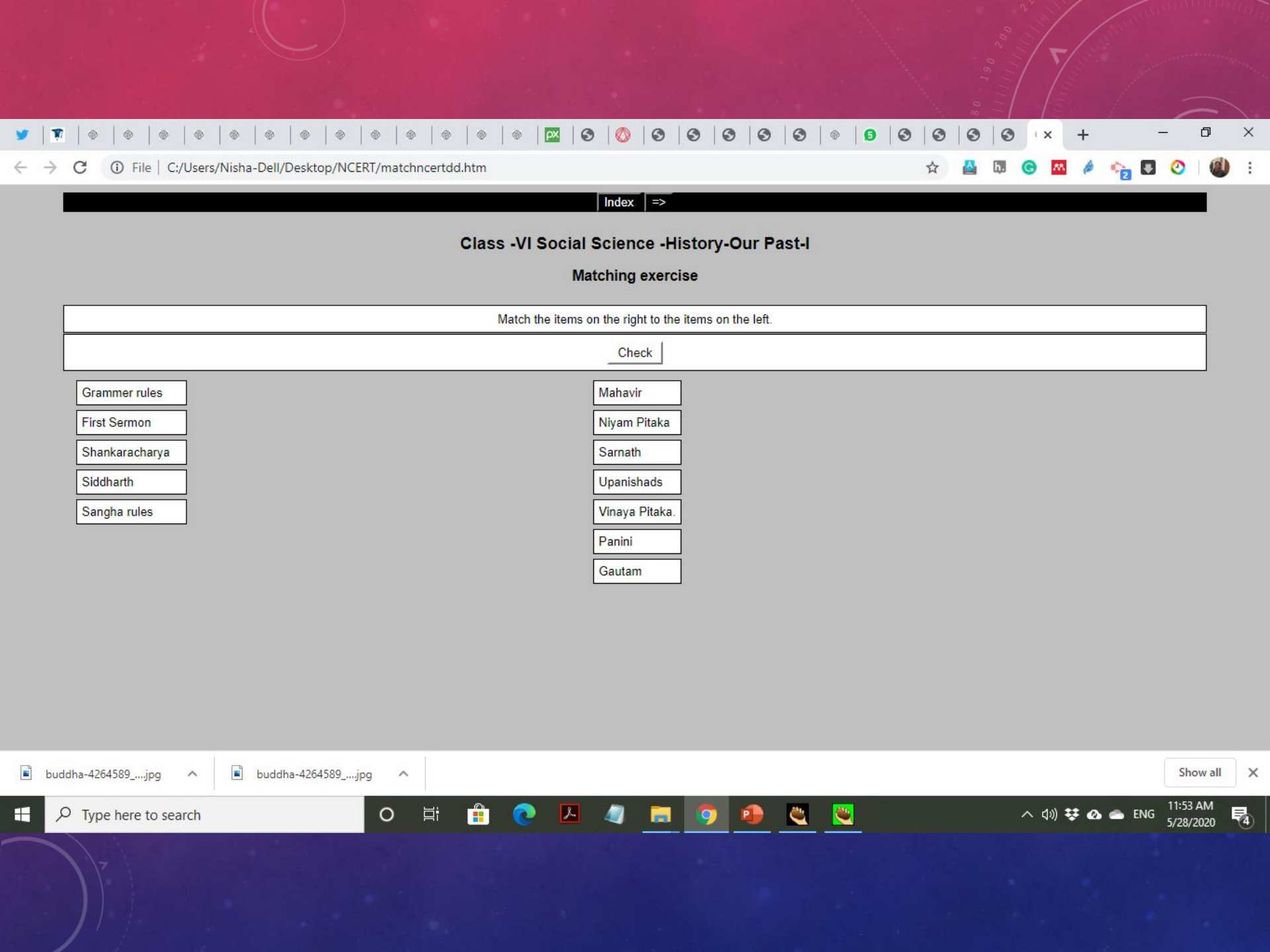
Your score is 80%.  
Correct! Well done.

OK

First sermon      Samma Sammasa :-)  
Shankaracharya      Upanishads :-)  
Siddharth      Gautam :-)  
Sangha rules      Vinaya Pitaka. :-)

Check

Index =>



Index =>

## Class -VI Social Science -History-Our Past-I

### Matching exercise

Match the items on the right to the items on the left.

Check

Grammer rules

First Sermon

Shankaracharya

Siddharth

Sangha rules

Mahavir

Niyam Pitaka

Sarnath

Upanishads

Vinaya Pitaka.

Panini

Gautam

Show all



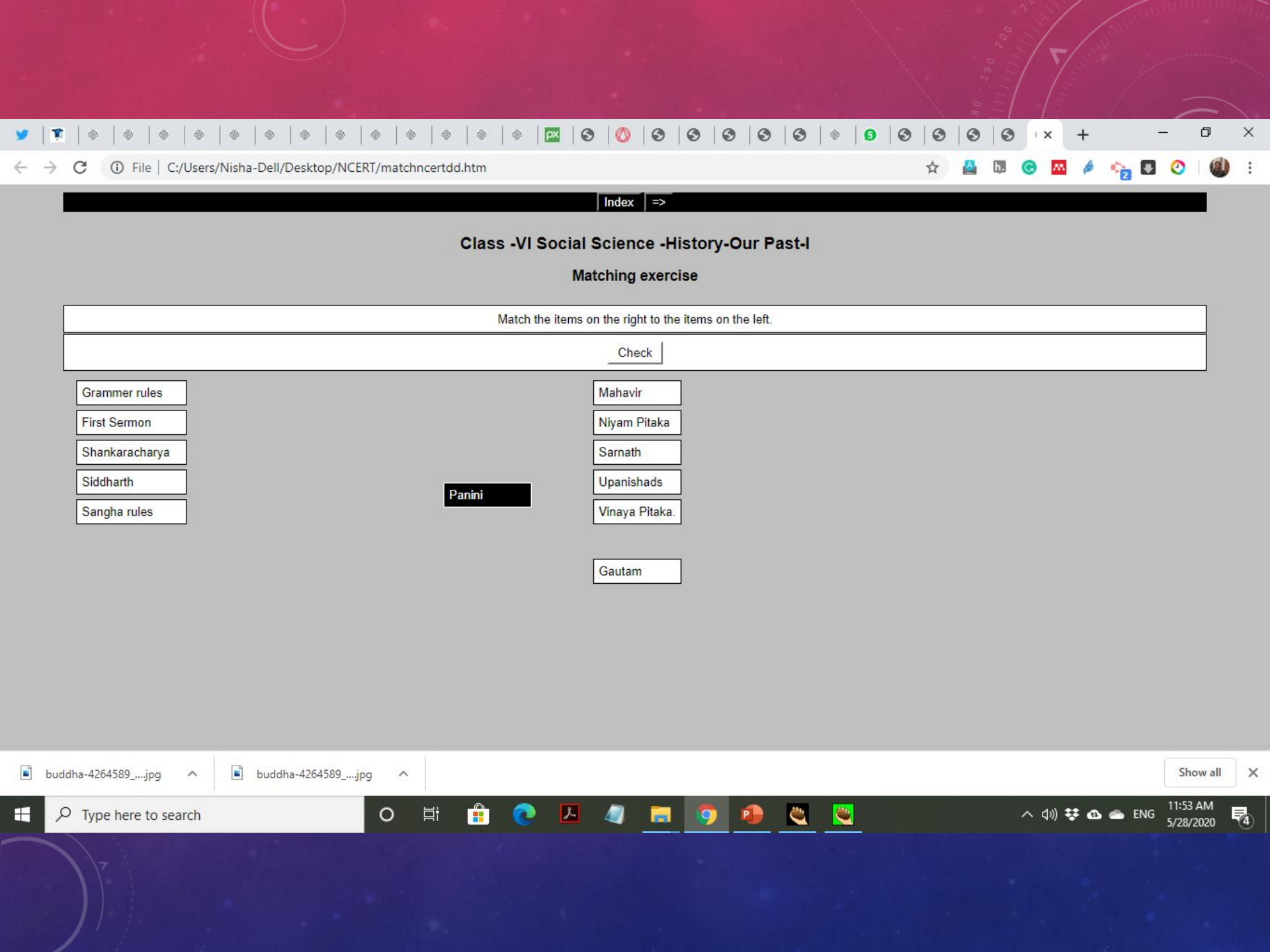
Type here to search

ENG

11:53 AM  
5/28/2020







Index =>

## Class -VI Social Science -History-Our Past-I

### Matching exercise

Match the items on the right to the items on the left.

Check

Grammar rules

First Sermon

Shankaracharya

Siddharth

Sangha rules

Panini

Mahavir

Niyam Pitaka

Sarnath

Upanishads

Vinaya Pitaka.

Gautam

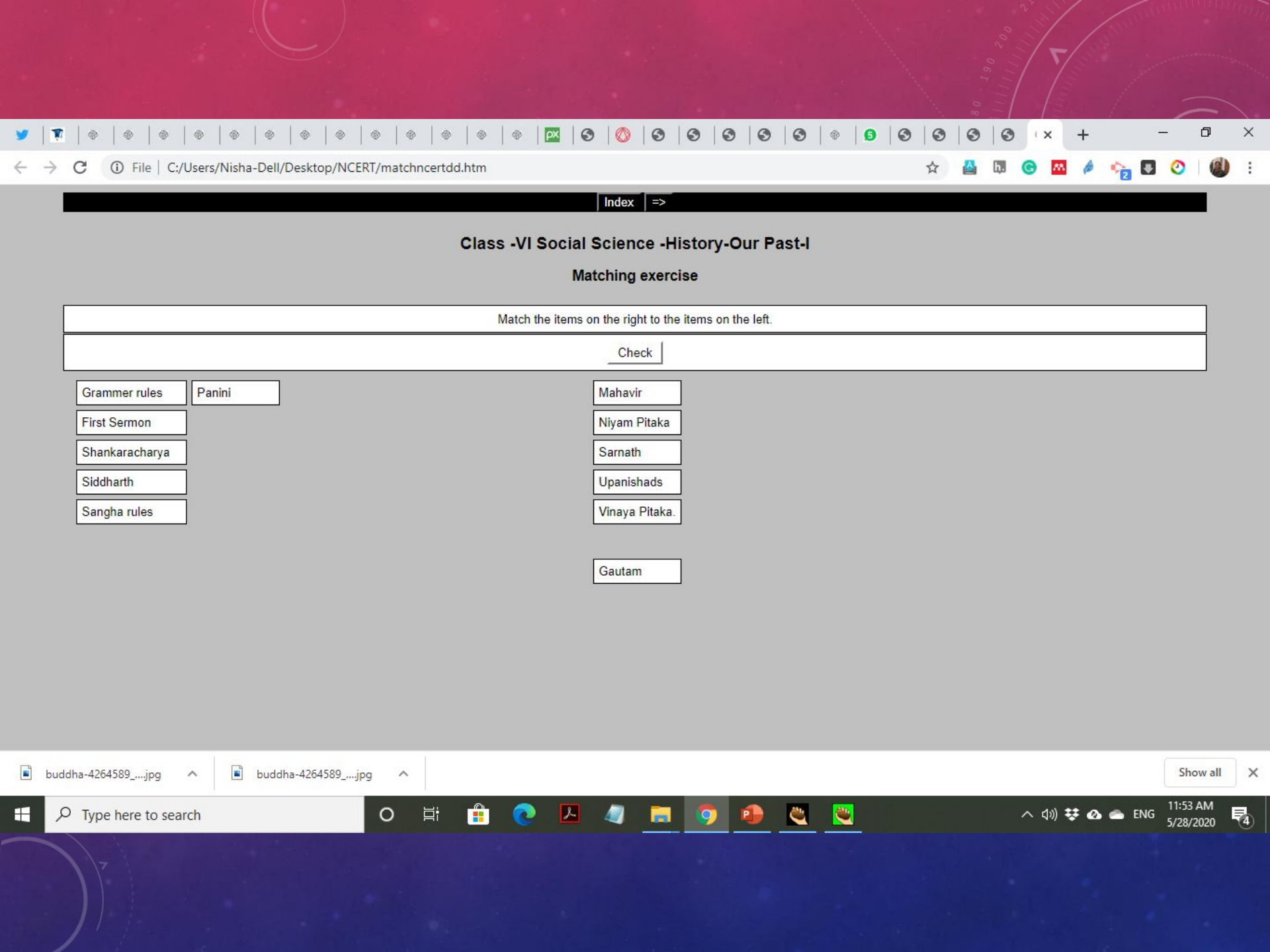
buddha-4264589\_...jpg

buddha-4264589\_...jpg

Show all X

Type here to search

11:53 AM 5/28/2020



Index =>

## Class -VI Social Science -History-Our Past-I

### Matching exercise

Match the items on the right to the items on the left.

Check

Grammer rules

Panini

First Sermon

Mahavir

Niyam Pitaka

Shankaracharya

Sarnath

Siddharth

Upanishads

Sangha rules

Vinaya Pitaka.

Gautam

buddha-4264589\_...jpg

buddha-4264589\_...jpg

Show all

Type here to search

ENG

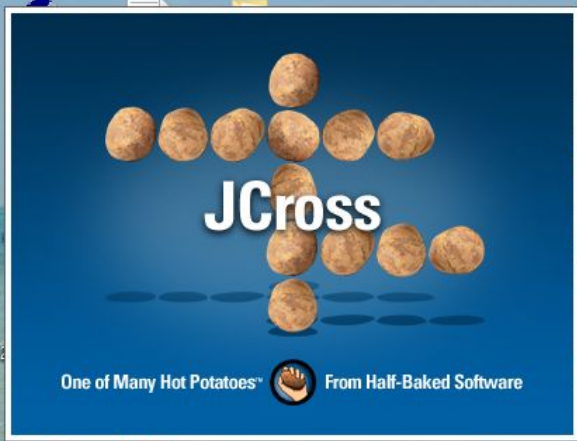
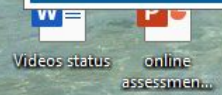
11:53 AM  
5/28/2020



One of Many Hot Potatoes™




From Half-Baked Software








Title



Create your crossword in this grid


 Add Clues



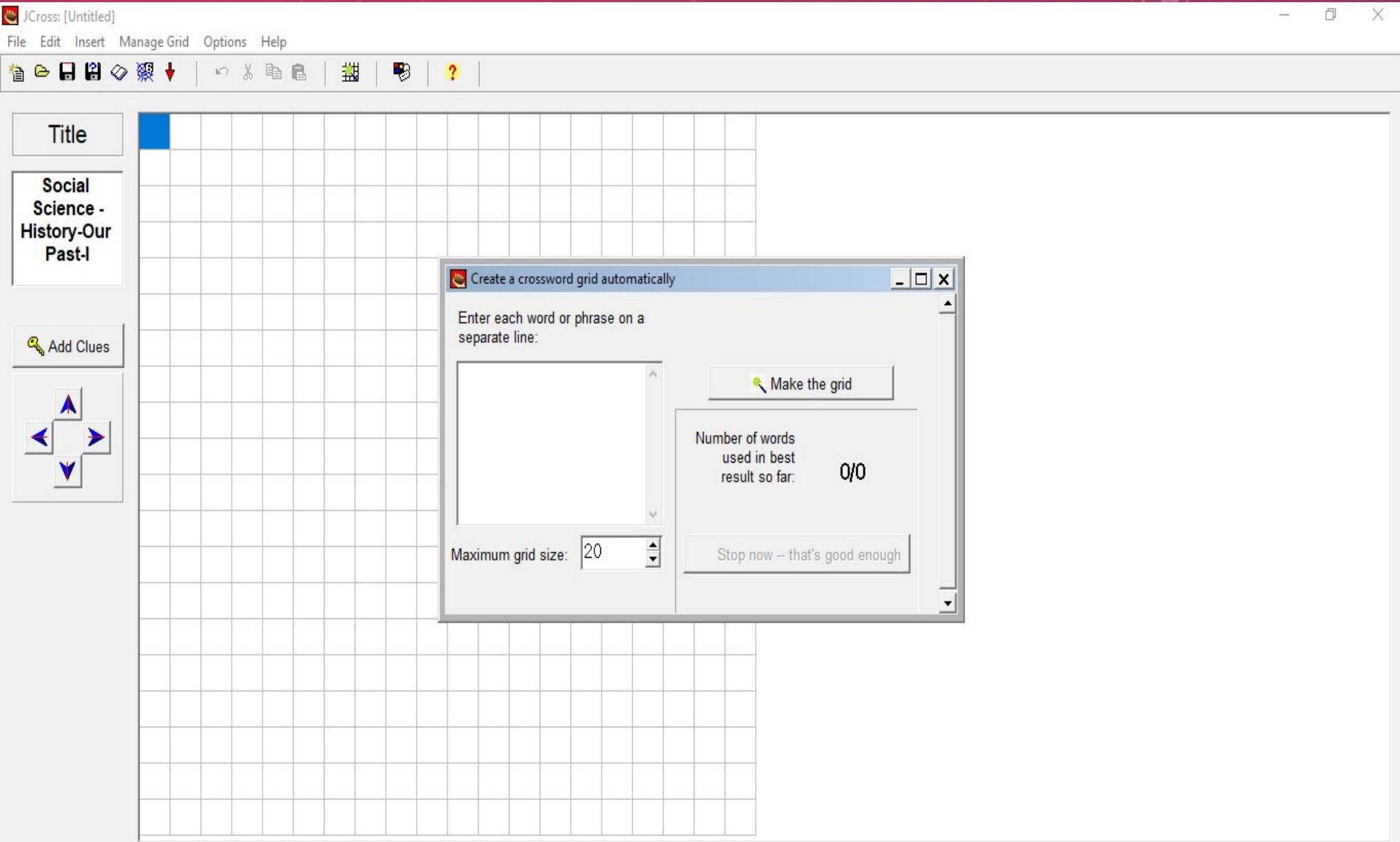
Title

Social  
Science -  
History-Our  
Past-I

 Add Clues




Config: english6.cfg



Title

Social  
Science -  
History-Our  
Past-I

Add Clues



Create a crossword grid automatically

Enter each word or phrase on a separate line:

mahavir  
vihar  
panini  
buddha  
sarnath  
peepal  
Kusinara

Make the grid

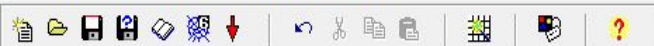
Number of words used in best result so far: 0/0

Maximum grid size: 20

Stop now -- that's good enough

Config: english6.cfg

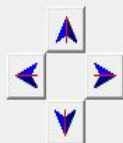




Title

**Social  
Science -  
History-Our  
Past-I**

 **Add Clues**



P	E	E	P	A	L		B
			A				U
			N				D
			I				D
			N				H
K	U	S	I	N	A	R	A
		A					
		R					
		N					
		M	A	H	A	V	I
		T					R
V	I	H	A	R			

Create your crossword in this grid






Title

Social  
Science -  
History-Our  
Past-I

Add Clues



P	E	E	P	A	L	B													
			A			U													
			N			D													
			I			H													
			N																
K	U	S	I	N	A	R	A												
			A																
			R																
			N																
						M	A	H	A	V	I	R							
						T													
V	I	H	A	R															

Add Clues

Edit Insert

Across	Words	Clues
6	MAHAVIR	24th Trethankar of Jainism
7	VIHAR	monastery

monastery

OK

Down	Words	Clues
2	PANINI	grammer rules of sanskrit
3	BUDDHA	Propounder of Buddhism
5	SARNATH	first sermon by Buddha

first sermon by Buddha

OK

OK

Config: english6.cfg

Grid size: 8 x 12

JCross: [Untitled]

File Edit Insert Manage Grid Options Help

Save in: NCERT

Name Date modified

No items match your search.

File name: crossncert

Save as type: JCross files (\*.jcw)

Save Cancel Help

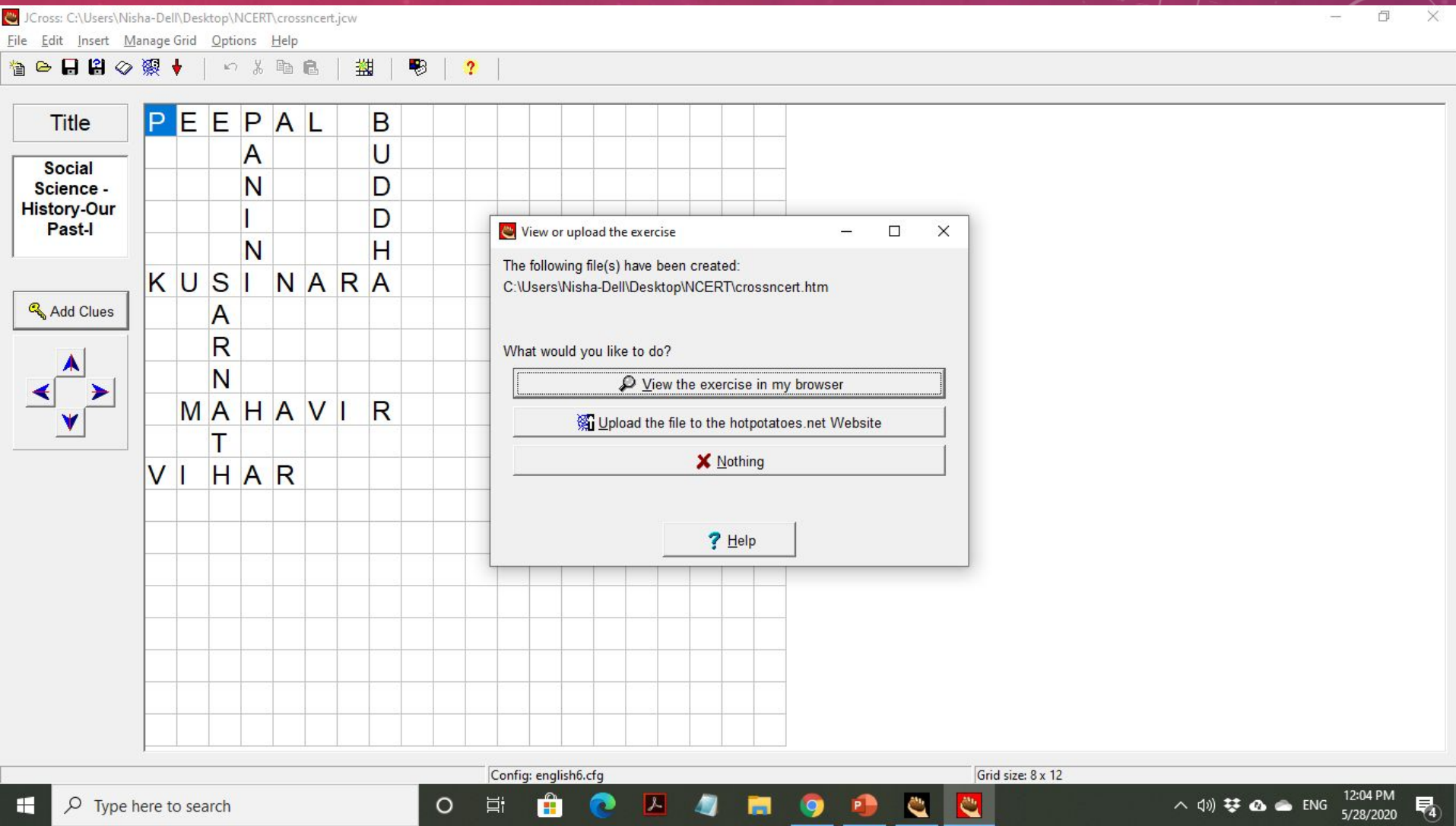
Title

Social Science - History-Our Past-I

Add Clues

PEEPALB  
A  
N  
I  
N  
H  
KUSINARA  
A  
R  
N  
MAHAVIR  
T  
VIHAR





**Class -VI Social Science -History-Our Past-I**

### Crossword

Complete the crossword, then click on "Check" to check your answer. If you are stuck, you can click on "Hint" to get a free letter. Click on a number in the grid to see the clue or clues for that number.

[illegible]

Check


Index =>

## Class -VI Social Science -History-Our Past-I

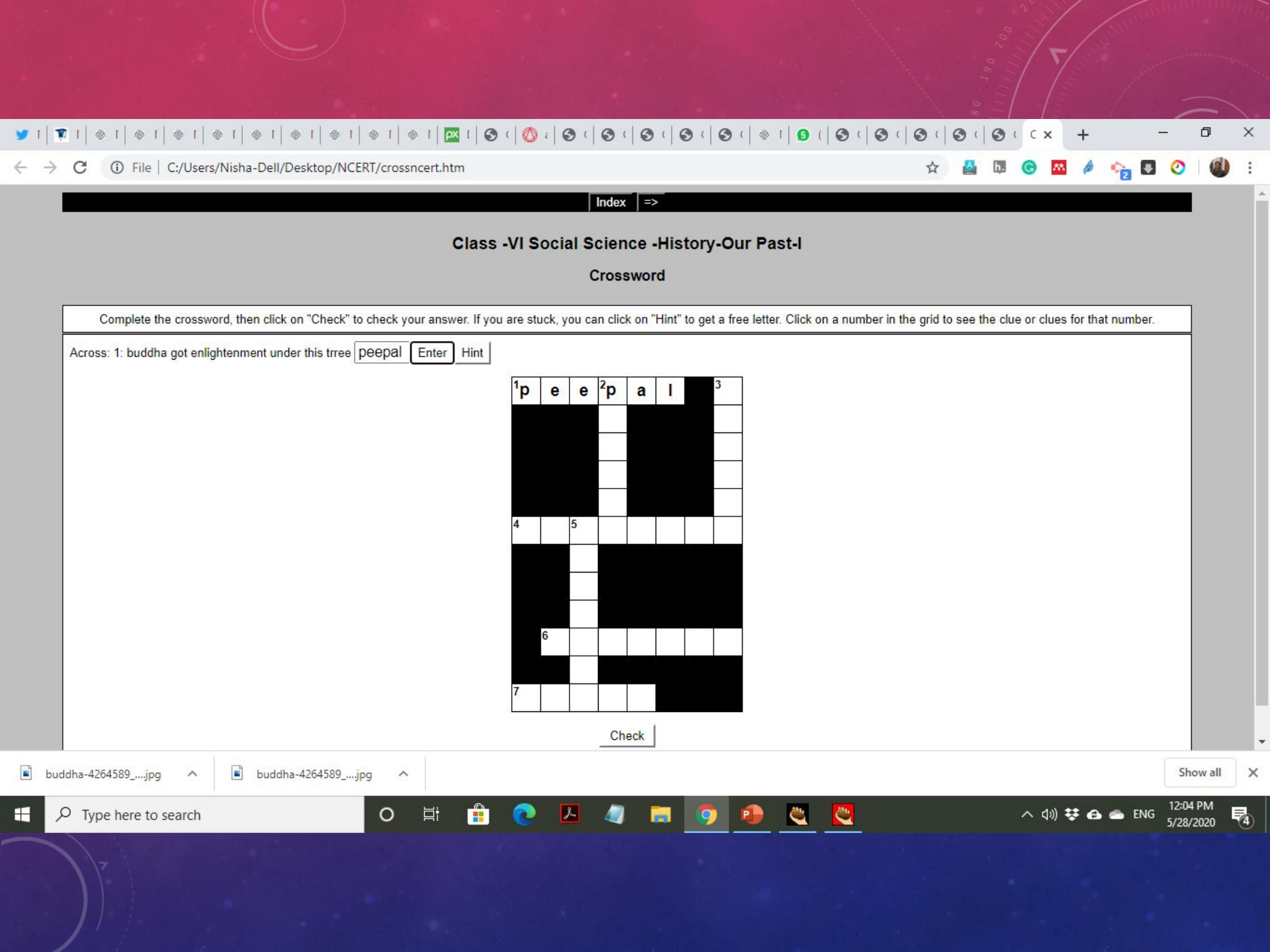
### Crossword

Complete the crossword, then click on "Check" to check your answer. If you are stuck, you can click on "Hint" to get a free letter. Click on a number in the grid to see the clue or clues for that number.

Across: 1: buddha got enlightenment under this tree  Enter Hint



Check



Index =>

## Class -VI Social Science -History-Our Past-I

### Crossword

Complete the crossword, then click on "Check" to check your answer. If you are stuck, you can click on "Hint" to get a free letter. Click on a number in the grid to see the clue or clues for that number.

Across: 1: buddha got enlightenment under this tree

1	p	e	e	2	p	a	l	3	
4			5						
6									
7									


Show all X

# Class -VI Social Science -History-Our Past-I

## Crossword

Complete the crossword, then click on "Check" to check your answer. If you are stuck, you can click on "Hint" to get a free letter. Click on a number in the grid to see the clue or clues for that number.

Down: 5: first sermon by Buddha





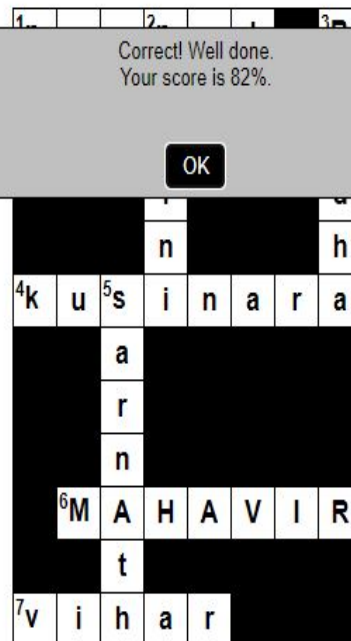
## Class -VI Social Science -History-Our Past-I

### Crossword

Correct! Well done.  
Your score is 82%.

Across: 6: 24th Trethankar of Jainism

Correct! Well done.  
Your score is 82%.



=>



# JMix

One of Many Hot Potatoes™



From Half-Baked Software



Desktop icons:

- This PC
- Recycle Bin
- tmp.drive...
- Shortcuts
- try\_data
- Videos status
- online assessment...
- Dr. Nisha Singh
- DroidCam...
- answer
- GNDU-Rax
- CTScredent...
- LBSSV
- iVcam



Hot Potatoes™  
From Half-Baked Software Inc

Version 6

JCloze JMatch JQuiz JCross JMIX The Masher

--

Type the title of your exercise here

### Alternate sentences

123

- Allow sentences which do not use all words and punctuation in main sentence.
- Warn if alternate sentence does not use all words and punctuation in main sentence.



Title		Class -VI Social Science -History-Our Past-I	
Main sentence		Alternate sentences	
Four ashramas recognised were brahmacharya, grihastha, vanaprastha and samnyasa.	1		
	2		
	3		

Enter the main sentence that you want to mix up here. Put each segment on a separate line.

Options for alternate sentences

☒ Allow sentences which do not use all words and punctuation in main sentence.

☐ Warn if alternate sentence does not use all words and punctuation in main sentence.



Title

Class -VI Social Science -History-Our Past-I

Main sentence

Alternate sentences

Four  
ashramas  
recognised  
were  
brahmacharya,  
grihastha,  
vanaprastha  
samnyasa.

1

Four  
ashramas  
brahmacharya,  
grihastha,  
vanaprastha  
samnyasa.

JMix

Should the word "Four" always begin with a capital letter, even when it isn't at the beginning of a sentence?

Yes

No

3

Options for alternate sentences

- ☒ Allow sentences which do not use all words and punctuation in main sentence.
- ☐ Warn if alternate sentence does not use all words and punctuation in main sentence.

Config: english6.cfg



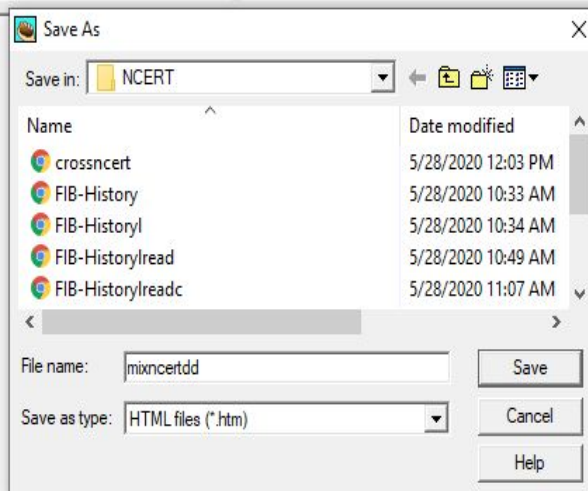
Title

Class -VI Social Science -History-Our Past-I

Main sentence

Alternate sentences

Four  
ashramas  
recognised  
were  
brahmacharya,  
grihastha,  
vanaprastha  
samnyasa.



3

Options for alternate sentences

- ☒ Allow sentences which do not use all words and punctuation in main sentence.
- ☐ Warn if alternate sentence does not use all words and punctuation in main sentence.

Config: english6.cfg

Title

Class -VI Social Science -History-Our Past-I

Main sentence

Alternate sentences


Four  
ashramas  
recognised  
were  
brahmacharya,  
grihastha,  
vanaprastha  
samnyasa.


Four  
ashramas


**View or upload the exercise**


The following file(s) have been created:  
C:\Users\Nisha-Dell\Desktop\NCERT\mixncertstd.htm

What would you like to do?

 [View the exercise in my browser](#)

 [Upload the file to the hotpotatoes.net Website](#)

 [Nothing](#)

 [Help](#)

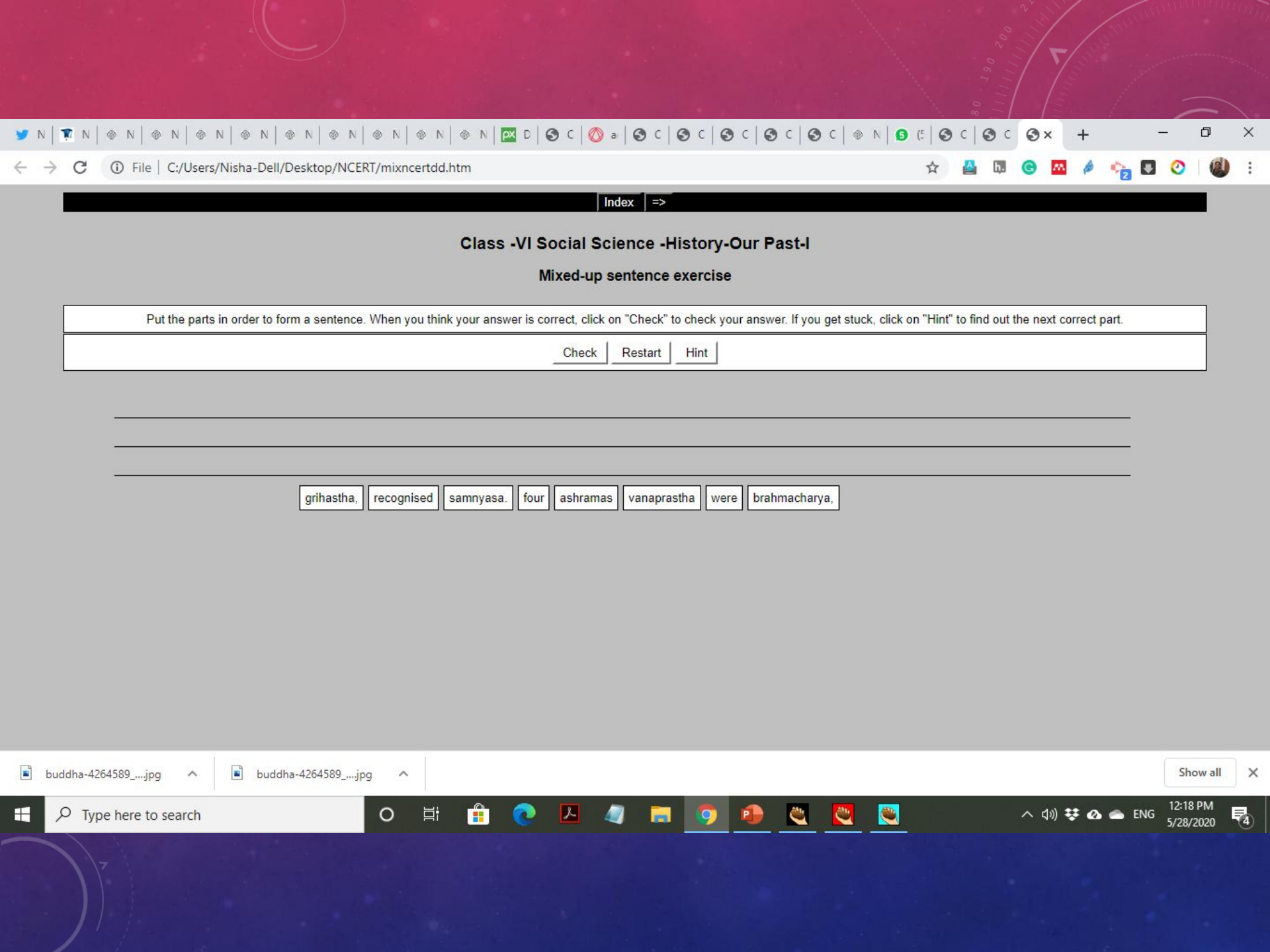
3

Options for alternate sentences

- ☒ Allow sentences which do not use all words and punctuation in main sentence.
- ☐ Warn if alternate sentence does not use all words and punctuation in main sentence.

Config: english6.cfg





Index =>

## Class -VI Social Science -History-Our Past-I

### Mixed-up sentence exercise

Put the parts in order to form a sentence. When you think your answer is correct, click on "Check" to check your answer. If you get stuck, click on "Hint" to find out the next correct part.

[Check](#) [Restart](#) [Hint](#)

---

---

---

[grihasta,](#) [recognised](#) [samnyasa.](#) [four](#) [ashramas](#) [vanaprastha](#) [were](#) [brahmacharya,](#)

buddha-4264589\_...jpg ^

buddha-4264589\_...jpg ^

Show all X

Windows Type here to search



ENG 12:18 PM 5/28/2020 4

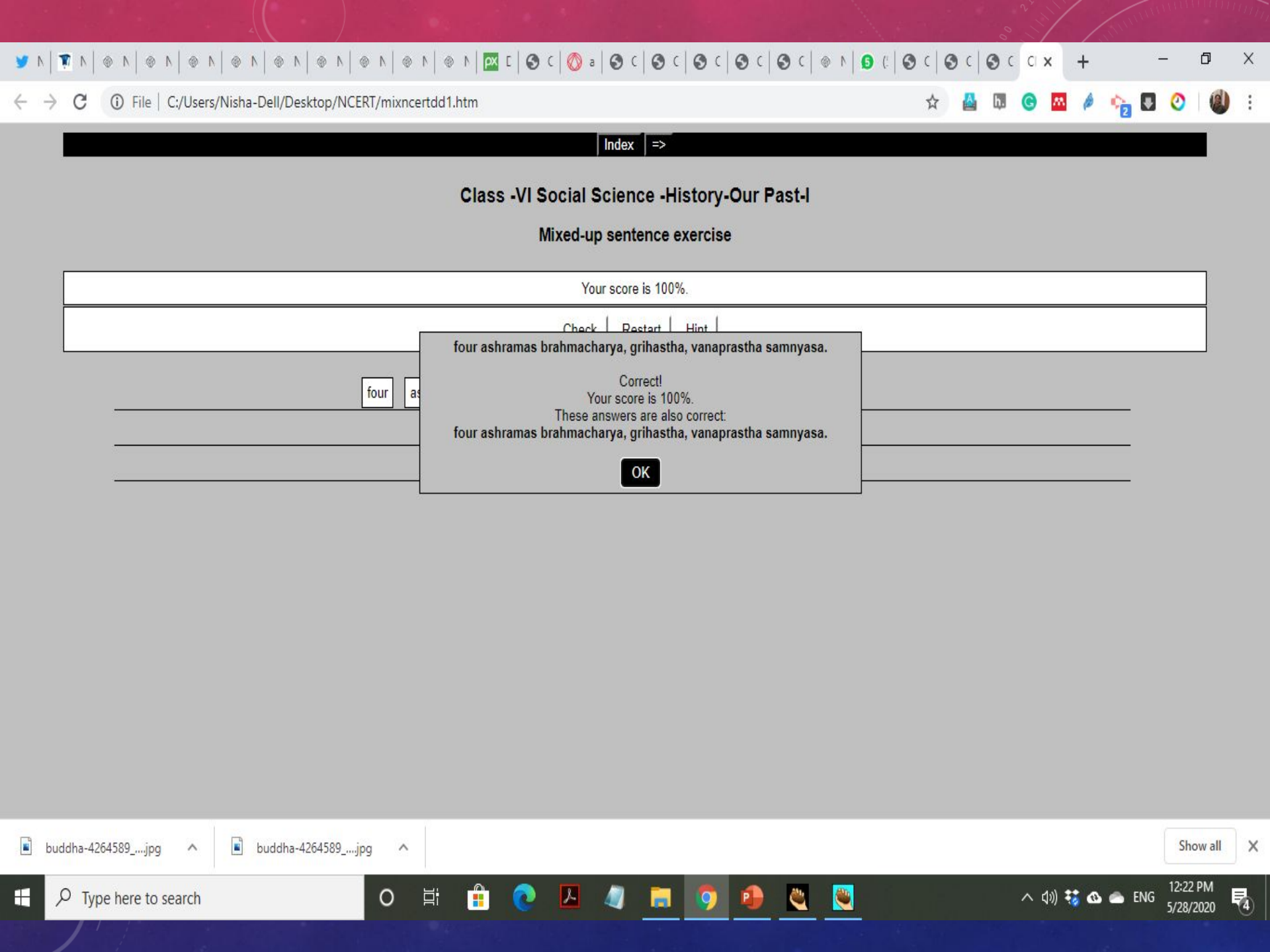


### Mixed-up sentence exercise

Check Restart Hint

ashramas

brahmacharya,



Index =>

## Class -VI Social Science -History-Our Past-I

### Mixed-up sentence exercise

Your score is 100%.

Check | Restart | Hint |

four ashramas brahmacharya, grihastha, vanaprastha samnyasa.

Correct!

Your score is 100%.

These answers are also correct:

four ashramas brahmacharya, grihastha, vanaprastha samnyasa.

OK

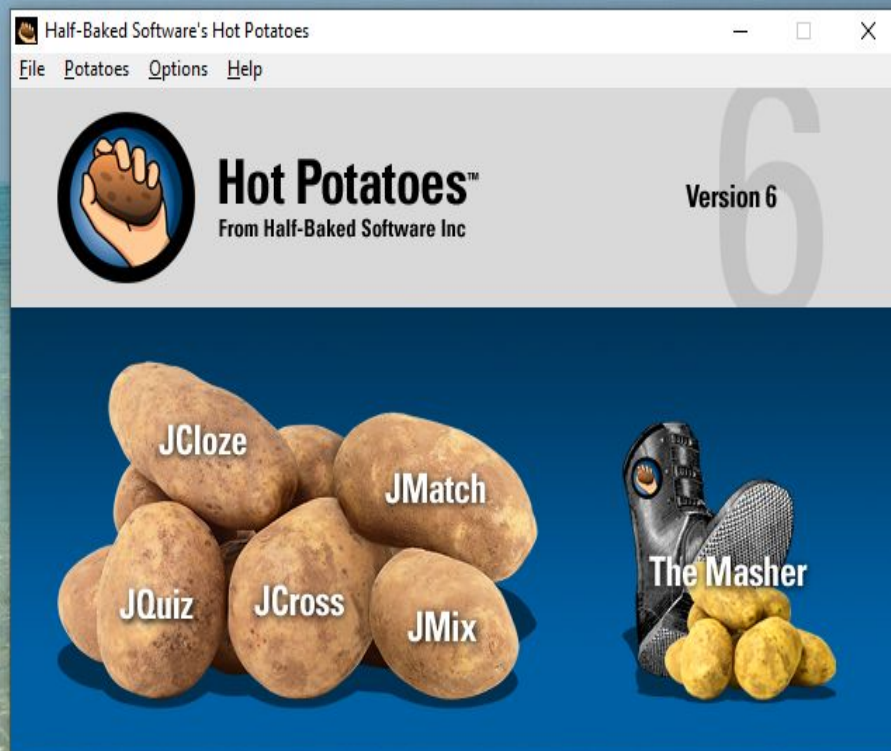
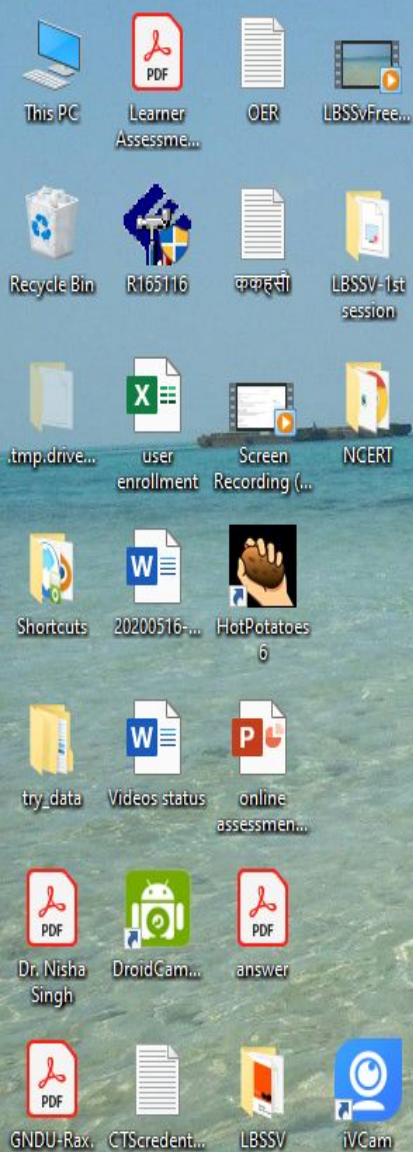
four

as

Show all



12:22 PM  
5/28/2020







This PC

Learner Assessment...

OER

LBSSvFree...

Recycle Bin

tmp.drive...

Shortcuts

try\_data

Videos status

online assessment...

Dr. Nisha Singh

DroidCam...

answer

GNDU-Rax.

CTScredent...

LBSSV

iVCam




# The Masher

One of Many Hot Potatoes™ From Half-Baked Software

Half-Baked Software's Hot Potatoes

File Edit Options Help



# Hot Potatoes™

From Half-Baked Software Inc

Version 6


JCloze

JMatch

JQuiz

JCross

JMix



## The Masher

# The Masher

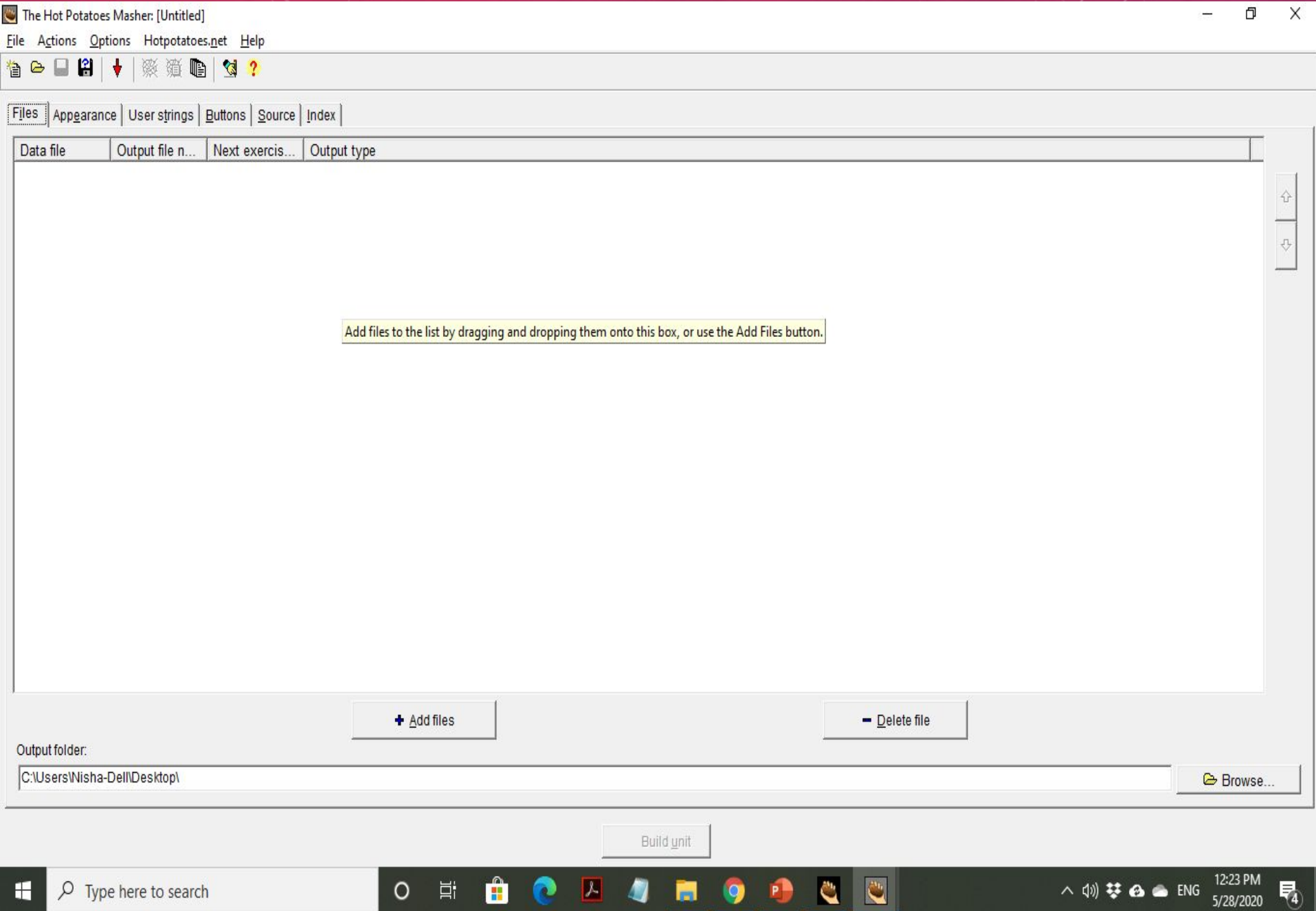


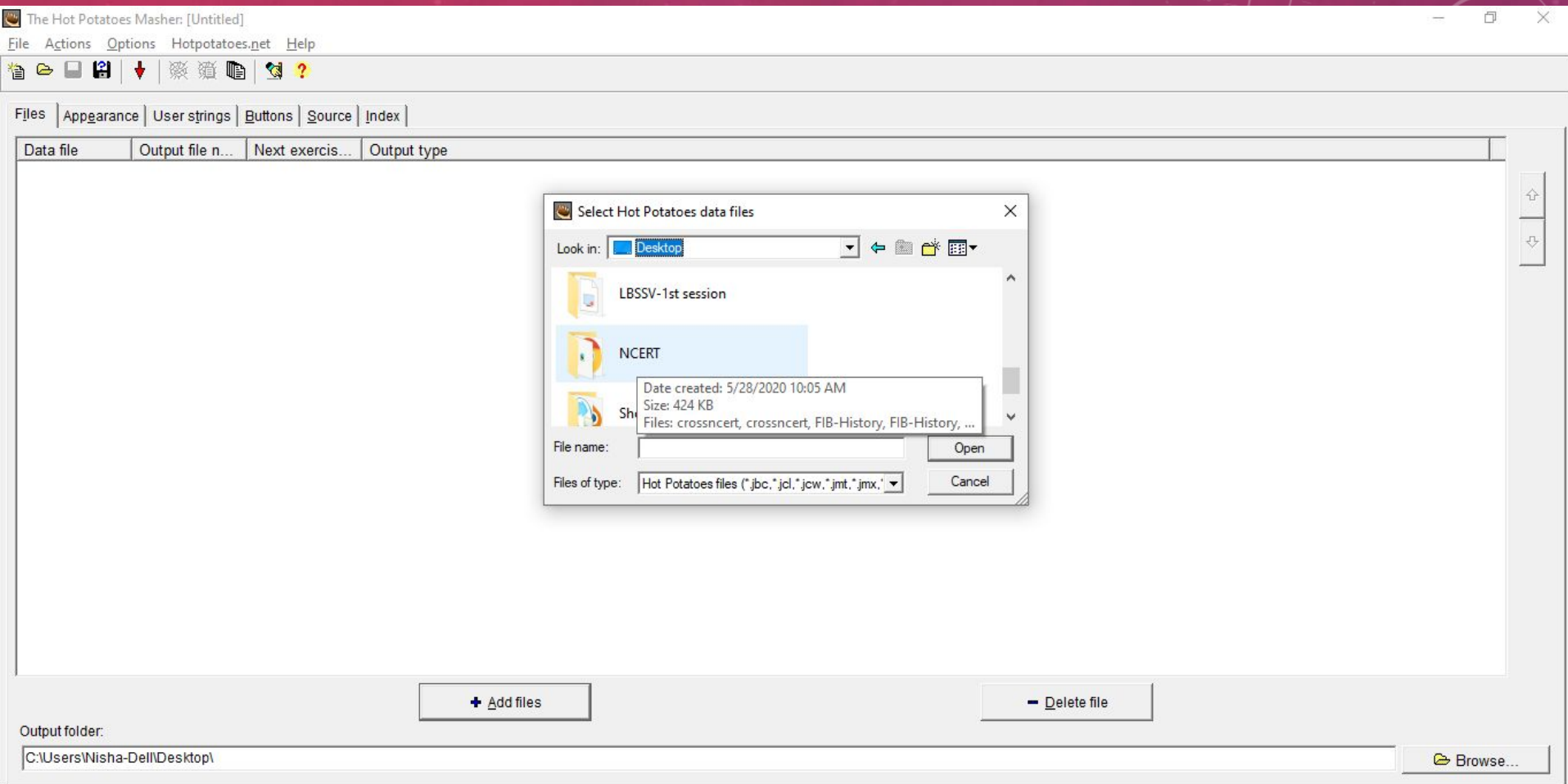
One of Many Hot Potatoes™

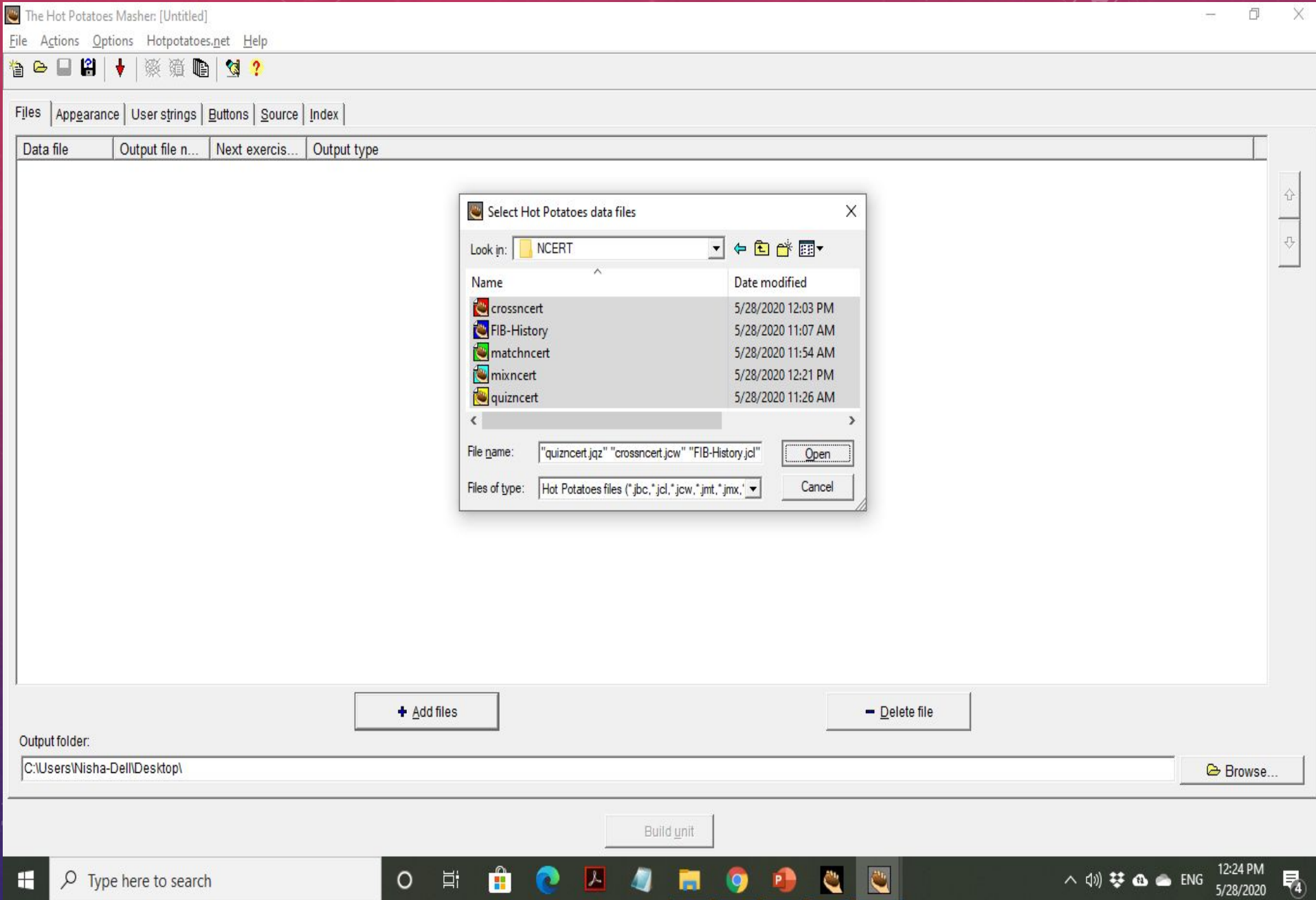


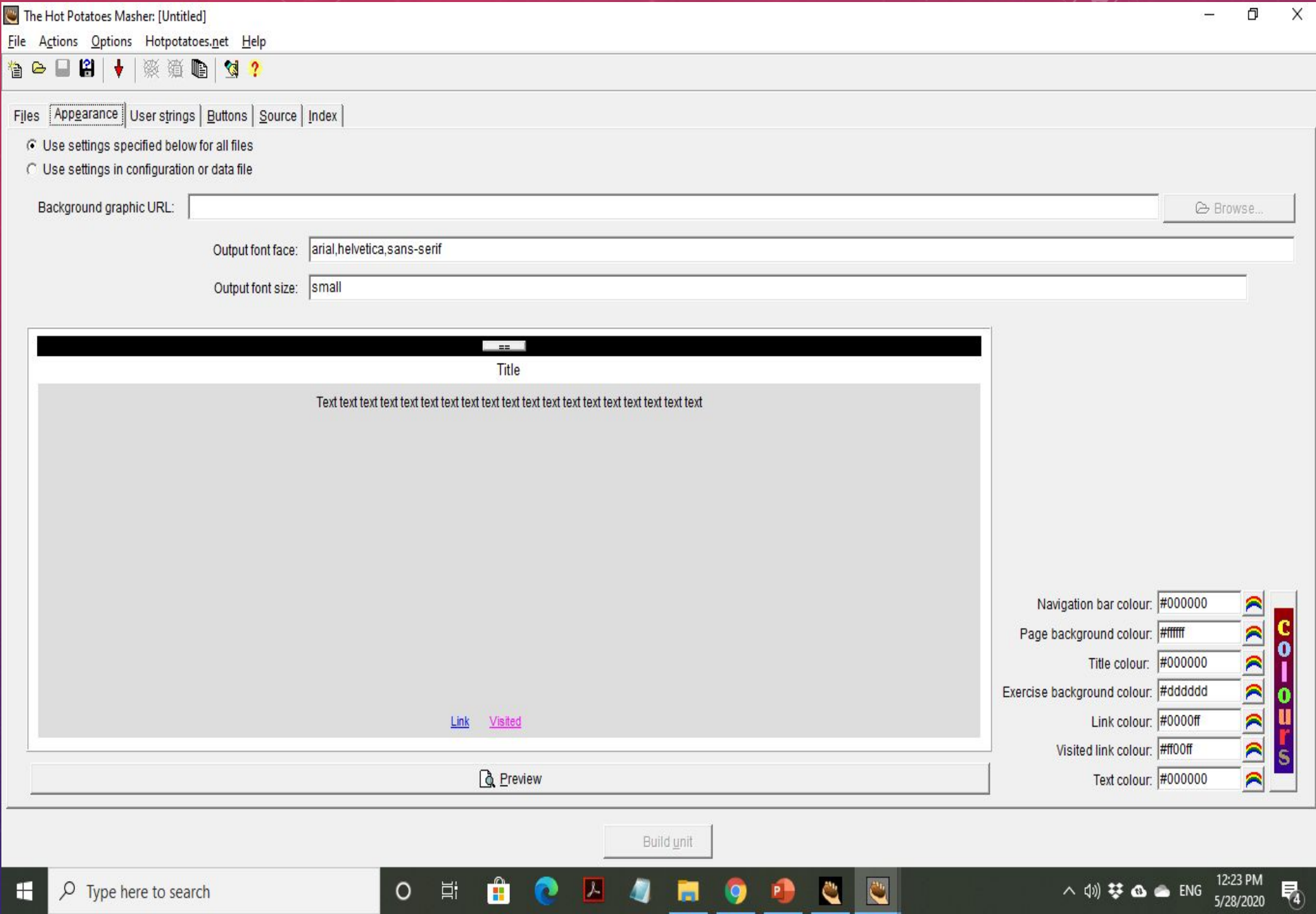
From Half-Baked Software











The Hot Potatoes Masher: [Untitled]

File Actions Options Hotpotatoes.net Help

Files Appearance User strings Buttons Source Index

Data file	Output file n...	Next exercis...	Output type
FIB-Histor...	FIB-History.h...	matchncert.h...	Standard
matchncer...	matchncert.h...	mixncert.htm	Standard
mixncert.j...	mixncert.htm	quizncert.htm	Standard
quizncert.jqz	quizncert.htm	ClassVI-Soc....	Standard
crossncert...	ClassVI-Soc....		Standard

Browse for Folder

Select the folder where you want the HTML files to be placed.

- ▼ This PC
  - ▼ Downloads
  - ▼ Desktop
    - .tmp.drivedownload
    - LBSSV
    - LBSSV-1st session
    - NCERT
    - Shortcuts
    - try\_data
  - 3D Objects
  - Documents

OK Cancel

+ Add files - Delete file









Output folder:

C:\Users\Nisha-Dell\Desktop\ Browse...








The Hot Potatoes Masher: [Untitled]


File Actions Options Hotpotatoes.net Help

Files Appearance User strings Buttons Source Index

Data file	Output file n...	Next exercis...	Output type
 FIB-Histor...	FIB-History.h...	matchncert.h...	Standard
 matchncer...	matchncert.h...	mixncert.htm	Standard
 mixncert.j...	mixncert.htm	quizncert.htm	Standard
 quizncert.jqz	quizncert.htm	ClassVI-Soc....	Standard
 crossncert...	ClassVI-Soc....		Standard

+ Add files - Delete file

Output folder:  
C:\Users\Nisha-Dell\Desktop\WCERT\ 

 Build unit

The Hot Potatoes Masher: [Untitled]

File Actions Options Hotpotatoes.net Help

Files Appearance User strings Buttons Source Index

Data file	Output file n...	Next exercis...	Output type
FIB-Histor...	FIB-History.h...	quizncert.htm	Standard
quizncert.jqz	quizncert.htm	matchncert.h...	Standard
matchncer...	matchncert.h...	mixncert.htm	Standard
mixncert.j...	mixncert.htm	crossncert.htm	Standard
crossncert...	crossncert.htm		Standard

Move the selected file up in the sequence.

+ Add files - Delete file

Output folder: C:\Users\Nisha-Dell\Desktop\WCERT\ Browse...

The Hot Potatoes Masher: C:\Users\Nisha-Dell\Desktop\NCERT\mashncert.jms

File Actions Options Hotpotatoes.net Help

- Build unit F6
- Build index page only Ctrl+F6
- Create Zip Package F7
- Create SCORM 1.2 unit package
- Batch processing

- Create blank Web page F9
- Create basic CSS stylesheet F10
- Create complete HotPot stylesheet F11
- crossncert... crossncert.ntm quizncert.ntm
- quizncert.jqz quizncert.htm

Index

Output type

Standard

Standard

Standard

Standard

Standard

+ Add files

- Delete file

Output folder:

C:\Users\Nisha-Dell\Desktop\NCERT\

Browse...

Build unit

Type here to search



12:44 PM 5/28/2020 ENG

The Hot Potatoes Masher: C:\Users\Nisha-Dell\Desktop\NCERT\mashncert.jms

File Actions Options Hotpotatoes.net Help

- Build unit F6
- Build index page only Ctrl+F6
- Create Zip Package F7
- Create SCORM 1.2 unit package
  - Including Index page F8
  - Without an index page Ctrl+F8
- Batch processing
- Create blank Web page F9
- Create basic CSS stylesheet F10
- Create complete HotPot stylesheet F11
- crossncert... crossncert.ntm quizncert.ntm
- quizncert.jqz quizncert.htm

+ Add files

- Delete file

Output folder:

C:\Users\Nisha-Dell\Desktop\NCERT\

Browse...

Build unit










Type here to search



12:45 PM  
5/28/2020

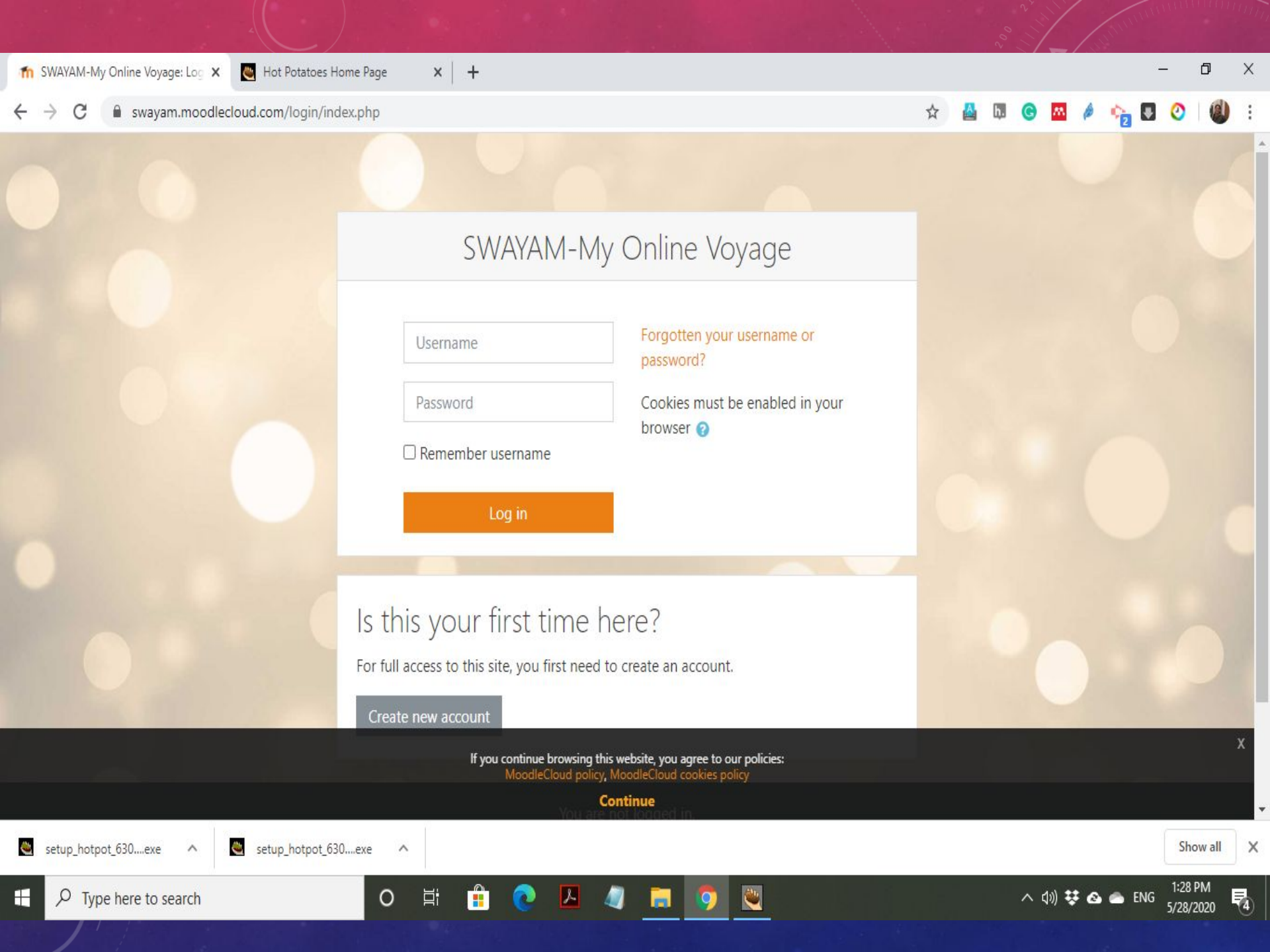
- LBSSV
- NCERT
- SOE-Unit
- Creative Cloud Files
- Dropbox
- .dropbox.cache
- AAAOOpenproject
- Baroda seminar
- bill
- Camera Uploads

21 items

	matchncertstd	5/28/2020 11:50 AM	Chrome HTML Do...	32 KB
	mixncert	5/28/2020 12:43 PM	Chrome HTML Do...	34 KB
	mixncert	5/28/2020 12:21 PM	HotPot/MixFile	4 KB
	mixncertdd	5/28/2020 12:18 PM	Chrome HTML Do...	42 KB
	mixncertdd1	5/28/2020 12:21 PM	Chrome HTML Do...	42 KB
	mixncertstd	5/28/2020 12:16 PM	Chrome HTML Do...	33 KB
	quizncert	5/28/2020 11:20 AM	Chrome HTML Do...	45 KB
	quizncert	5/28/2020 11:26 AM	HotPot/QuizFile	8 KB
	SCORM 1.2	5/28/2020 12:45 PM	WinRAR ZIP archive	94 KB

Type: WinRAR ZIP archive  
Size: 93.1 KB  
Date modified: 5/28/2020 12:45 PM





## SWAYAM-My Online Voyage

[Forgotten your username or password?](#)

Cookies must be enabled in your browser [?](#)

☐ Remember username

Log in

### Is this your first time here?

For full access to this site, you first need to create an account.

Create new account

If you continue browsing this website, you agree to our policies:  
[MoodleCloud policy](#), [MoodleCloud cookies policy](#)

Continue

You are not logged in.

- FE
- Participants
- Badges
- Competencies
- Grades
- General
- Greetings--
- 25 May - 31 May
- 1 June - 7 June
- 8 June - 14 June
- Home

25 May - 31 May

Edit

+ Add an activity or resource

1 June - 7 June

Edit

+ Add an activity or resource

8 June - 14 June

Edit

+ Add an activity or resource

+ Add weeks

Moodle Docs for this page | Support Forums | MoodleCloud FAQ

You are logged in as Nisha Singh (Log out)

Reset user tour on this page

Home

Data retention summary

FE

Participants

Badges

Competencies

Grades

General

Greetings--

25 May - 31 May

1 June - 7 June

8 June - 14 June

Home

+ 25 M

+ 1 Jun

+ 8 Jun

25 M

1 Jun

8 Jun

+ Add an activity or resource

Edit v

+ Add an activity or resource

Edit v

+ Add an activity or resource

Edit v

+ Add an activity or resource

Edit v

+ Add weeks

Users

Storage

Nisha Singh

Add an activity or resource

Feedback

Forum

Glossary

Lesson

Quiz

SCORM package

Survey

Wiki

Workshop

RESOURCES

Book

A SCORM package is a collection of files which are packaged according to an agreed standard for learning objects. The SCORM activity module enables SCORM or AICC packages to be uploaded as a zip file and added to a course.

Content is usually displayed over several pages, with navigation between the pages. There are various options for displaying content in a pop-up window, with a table of contents, with navigation buttons etc. SCORM activities generally include questions, with grades being recorded in the gradebook.

SCORM activities may be used

- For presenting multimedia content and animations

Add

Cancel

- FE
- Participants
- Badges
- Competencies
- Grades
- General
- Greetings--
- 25 May - 31 May
- 1 June - 7 June
- 8 June - 14 June
- Home

File picker

Server files

Recent files

Upload a file

Private files

Wikimedia

Attachment

Choose File SCORM 1.2.zip

Save as

Author

Nisha Singh

Choose license

All rights reserved

Upload this file



- FE
- Participants
- Badges
- Competencies
- Grades
- General
- Greetings--
- 25 May - 31 May
- 1 June - 7 June
- 8 June - 14 June
- Home

25 May - 31 May

Edit

Quiz-chapter 6

Quiz-Social Sciences on Chapter 6 for Class VI

Edit

Add an activity or resource

1 June - 7 June

Edit

Add an activity or resource

8 June - 14 June

Edit

Add an activity or resource

Add weeks



Course: Functional English

Hot Potatoes Home Page

swayam.moodlecloud.com/course/view.php?id=6

SWAYAM

ENGLISH (EN)

USERS

STORAGE

Nisha Singh

FE

Participants

Badges

Competencies

Grades

General

Greetings--

25 May - 31 May

1 June - 7 June

8 June - 14 June

Home

25 May - 31 May

Quiz-chapter 6

Quiz-Social Sciences on Chapter 6 for Class VI

1 June - 7 June

8 June - 14 June

Moodle Docs for this page | Support Forums | MoodleCloud FAQ

You are logged in as Nisha Singh (Log out)

Reset user tour on this page

setup\_hotpot\_630....exe

setup\_hotpot\_630....exe

Type here to search

ENG

1:32 PM

5/28/2020

- FE
- Participants
- Badges
- Competencies
- Grades
- General
- Greetings--
- 25 May - 31 May
- 1 June - 7 June
- 8 June - 14 June
- Home

# Functional English

Home / Courses / Capacity Building / FE / 25 May - 31 May / Quiz-chapter 6

## Quiz-chapter 6

Info Reports

Quiz-Social Sciences on Chapter 6 for Class VI

Number of attempts allowed: Unlimited  
Number of attempts you have made: 0  
Grading method: Highest attempt  
Grade reported: None

Mode: ☐ Preview ☒ Normal

Enter

- FE
- Participants
- Badges
- Competencies
- Grades
- General
- Greetings--
- 25 May - 31 May**
- 1 June - 7 June
- 8 June - 14 June
- Home

# Functional English

Home / Courses / Capacity Building / FE / 25 May - 31 May / Quiz-chapter 6

Exit activity

## Quiz-chapter 6

### Organization

- ITEM-97D22B85-ACD6-412...
- ☐ Class -VI Social Science...
- ☐ Class -VI Social Science...
- ☐ Class -VI Social Science...
- ☐ Class -VI Social Science...
- ☐ Class -VI Social Science...

- [Class -VI Social Science -History-Our Past-I](#)
- [Class -VI Social Science -History-Our Past-I](#)
- [Class -VI Social Science -History-Our Past-I](#)
- [Class -VI Social Science -History-Our Past-I](#)
- [Class -VI Social Science -History-Our Past-I](#)
- [Class -VI Social Science -History-Our Past-I](#)

- FE
- Participants
- Badges
- Competencies
- Grades
- General
- Greetings--
- 25 May - 31 May
- 1 June - 7 June
- 8 June - 14 June
- Home

Quiz-chapter 6

Organization

- ITEM-97D22B85-ACD6-412...
- ☐ Class -VI Social Science...
- ☐ Class -VI Social Science...
- ☐ Class -VI Social Science...
- ☐ Class -VI Social Science...
- ☐ Class -VI Social Science...

<= Index =>

Class -VI Social Science -History-Our Past-I

Gap-fill exercise

Fill in all the gaps, then press "Check" to check your answers. Use the "Hint" button to get a free letter if an answer is giving you trouble. You can also click on the "[?]" button to get a clue. Note that you will lose points if you ask for hints or clues!



Read the following chapter and fill in the gaps [New question and ideas](#)

Buddha attained enlightenment in Bodh  
Gaya under  tree. Buddha  
taught in the  language  
which was the language of the ordinary

people, so that everybody could understand his message.



I CAN  
DO YOU